

Three Circles

Purpose: The diagram describes the metanarrative of Scripture and presents the gospel in a clear, concise way. Commit the picture to memory to guide gospel conversations. Feel free to even pull out a piece of paper and draw the diagram as you're speaking with someone!

If you would like to view a video walkthrough of this gospel presentation, you can do so here: <https://vimeo.com/227782208>

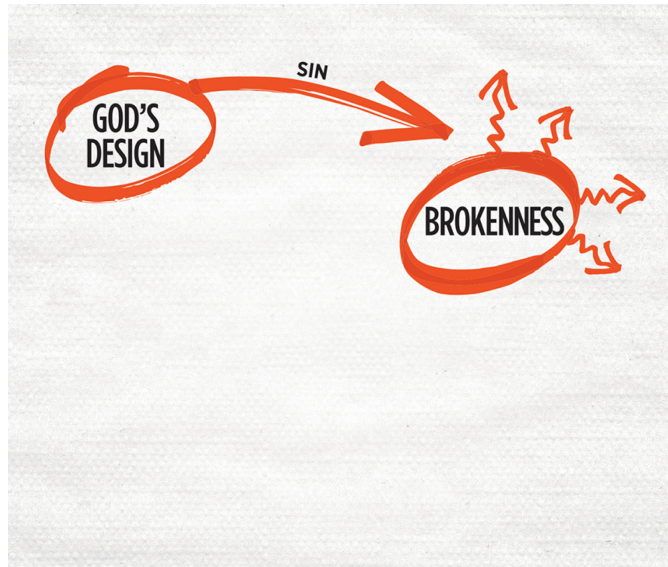
Walking Through the Gospel

Begin sharing the gospel by talking about God's design. This is an opportunity to talk about who God is and who He created us to be. God is holy, just, loving, powerful, and wise. He created us in His image to know Him and love Him perfectly. God also gave us other people to know and love too. God's desire from the beginning for His people that He created was that all aspects of their lives would flow from a desire to worship Him. In the beginning, there was nothing evil.

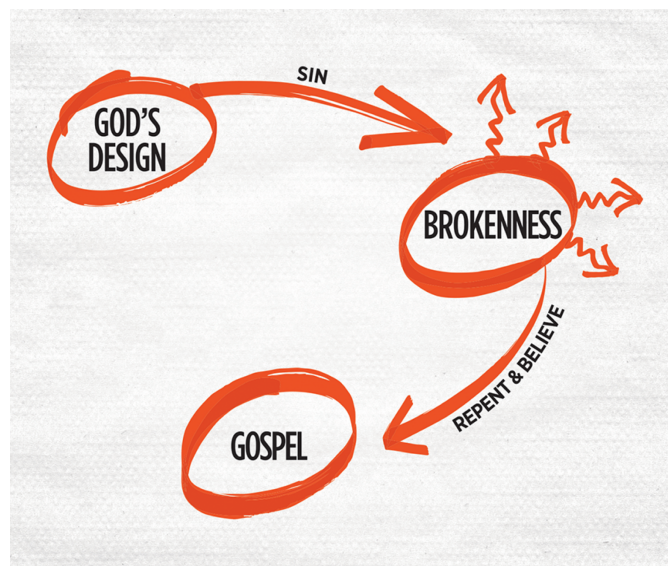


Drawing an arrow from God's design, talk about how we depart from God's design when we sin. Sin leads to brokenness. It doesn't take long to realize how broken our world is. Because of sin, nothing in our lives is how God designed it to be. Our marriages, friendships, work, thoughts, desires, our relationship to God - everything has been affected by sin. Take time to share how you've experienced the brokenness of sin, and ask the person you're sharing with how they're experiencing the pain of living in a broken world.

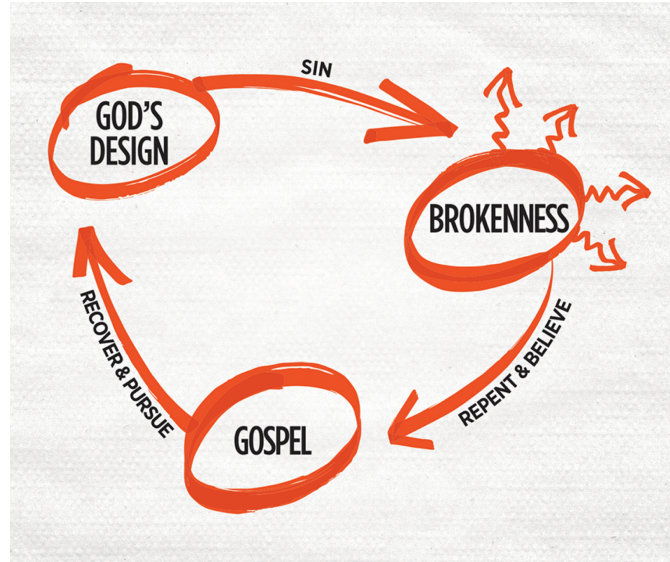
Drawing a few squiggly arrows away from the Brokenness circle, talk about the ways we try to escape brokenness. For example, we may turn to relationships, escapism, or moral behavior. Ultimately, though, all of those prove to be futile in returning us to God's good design.



Next, draw a circle labeled "Gospel". The change we long for doesn't come from within us. It comes from God Himself! The Bible gives us good news about how to be made right with God. Jesus, the Son of God, came to earth as a man. He lived life perfectly according to God's design. He loved God completely, worshipping Him by being obedient to Him. He lived the life God had created us to live! But more than that, Jesus died on the cross to pay the penalty that we deserved for departing from God. After three days, Jesus rose from the dead, defeating the power of sin over God's creation. Jesus' resurrection confirms the truth of all of God's saving promises. Drawing an arrow from the Brokenness circle to the Gospel circle, tell your friend that when we believe the gospel and forsake our sin, Jesus offers us forgiveness and new life.



Finally, draw an arrow from the Gospel circle back to God's design. Label to arrow "Recover and Pursue". When we believe the Gospel, we're free to pursue God's design for our lives. We're free to love Him and trust Him without fear. One day, Jesus will return and remove sin and evil from the world forever.



Asking for a Response

The gospel message demands a response. This part can be uncomfortable, but remember that the gospel is life-giving to people God plans on saving (2 Cor 2:15). A good way to ask for a response to the gospel is to ask your friend where they see themselves in the diagram. Are they still stuck under the cloud of brokenness, unable to see a way out? Are they trying (and failing) to make themselves right before God? Are they wanting to believe the gospel but unsure of what it looks like to repent from sin? Use the diagram as a jumping off point to talk about things they may be struggling with.

If they are ready to accept Christ, praise God! He is faithful to bring dead people back to life with Him! Offer to pray with them, invite them to church with you, and help them find a Bible if they don't have one. If you're able, offer to read a book of the Bible with them so they can learn more about Jesus! One of the gospels is a great place to start as you disciple your new brother or sister.

Helpful Tips

1. *This is a guide, not a script.* The 3 Circles tool is best used when you incorporate your own story and the story of the person you're speaking with.
2. *Ask questions.* Don't rush the conversation just to quickly get through all of the points. After working through one circle, pause to ask questions. Has the person you're speaking with ever thought about God's purpose for their lives before? How have they experienced the brokenness of sin and evil in their own life? How might believing in the gospel offer them hope in their current life circumstances? This is a conversation, not a lecture!
3. *Define terms.* Terms like sin, repentance, gospel, and restoration might be familiar to you, but they may sound like a foreign language to an unbeliever or someone who didn't grow up around the church. Take time to define terms so that you're on the same page.
4. *Practice.* It sounds corny, but grab another believer and practice drawing the diagram and sharing the gospel. Just like working out, this gets easier the more you do it. Anticipate questions unbelievers may ask.
5. *Trust the Spirit.* Ultimately, the Spirit gives people new hearts. This gives us great hope! If and when we fumble through sharing the gospel, we can be encouraged that the Spirit convicts people about the truth of our words. Those whom Jesus intends to save *will* be saved. We are the messengers, but the Spirit is the means.

For More Info

The North American Missions Board has developed more resources and videos on sharing the gospel with the 3 Circles diagram. Visit <https://lifeonmissionbook.com/conversation-guide> for more information!